


Pr	pr
Pr	pr




princesa

Pl	pl
Pl	pl




plátano


1. Dibuja a una princesa.




2. Pinta el dibujo que corresponde a la siguiente oración:

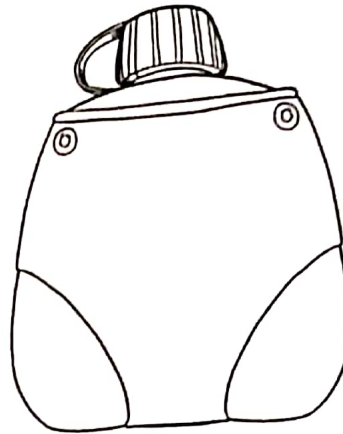
Priscila recoge margaritas en primavera.



 Encierra la palabra correcta.



páltano
plátano
prátano



cantimpóra
cantimpróra
cantimplóra



pluma
puma
pruma




cumpeaños
cumpleaños
cumpreaños

1. Busca seis palabras que comienzan con **pl** en la sopa de letras.

T	O	P	L	A	N	C	H	A
P	L	A	T	O	M	Z	O	E
L	B	T	E	P	L	A	Z	A
U	R	P	L	Á	T	A	N	O
M	L	N	G	Y	A	Z	V	I
A	E	P	L	A	N	T	A	S

2. Haz un dibujo de cada palabra que encuentres.






Br	br
Br	br



bruja

Une el dibujo con la sílaba que va en su nombre.




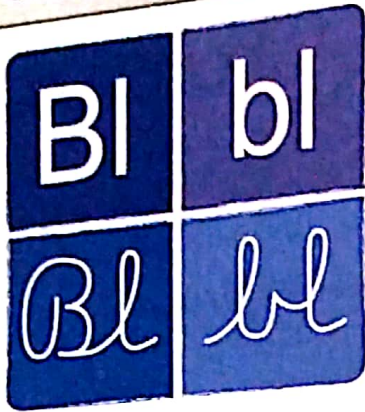
bra

bre

bro


bru

bri



1. Encierra los grupos consonánticos **bl** que encuentres en la siguiente oración. Pinta el dibujo.

Blanca lee un libro en la biblioteca.



2. Une las palabras que riman.

blusa

cable

tabla

blonda

ronda

habla

sable


pelusa




Tr	tr
Tr	tr



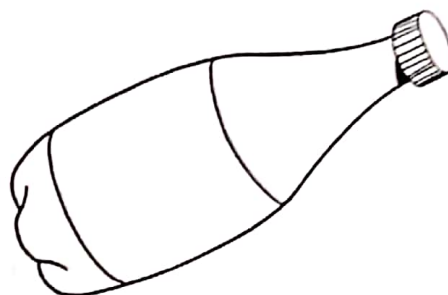
tren



1. Escribe la palabra del recuadro que rime con cada dibujo.



estrella
tractor






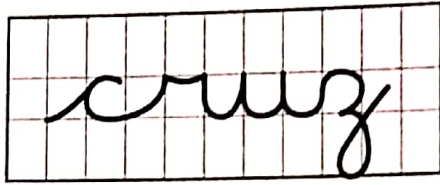

--

--



2. Dibuja dos elementos que lleven la combinación **tr**.





Encierra las palabras según clave de color.

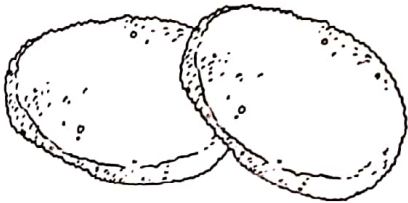
cra:

cre:

cro:

cru:


cri:



croquetas



crema






crucero




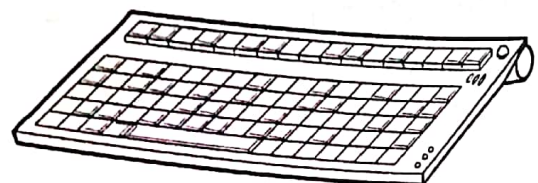


cráter




escribir



 Pinta los dibujos que lleven el sonido **cl** en su nombre.





frutillas


Pinta los dibujos según el color de las sílabas.

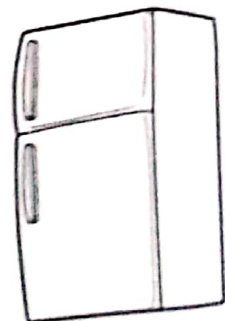

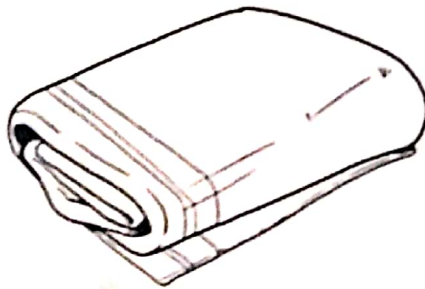

fru: 


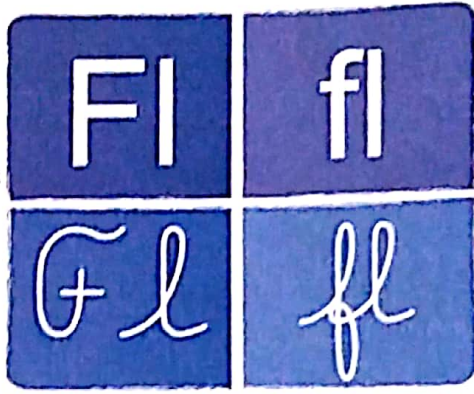
fri: 

fra: 


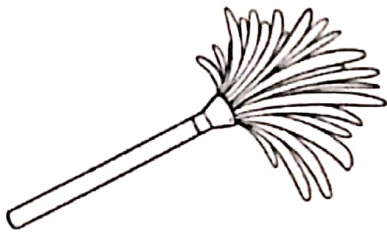
fre: 

fro: 





1. Une cada palabra con el dibujo que rime.



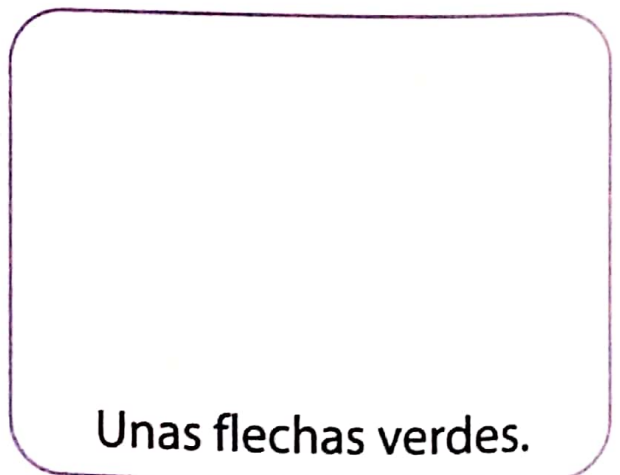

coliflor


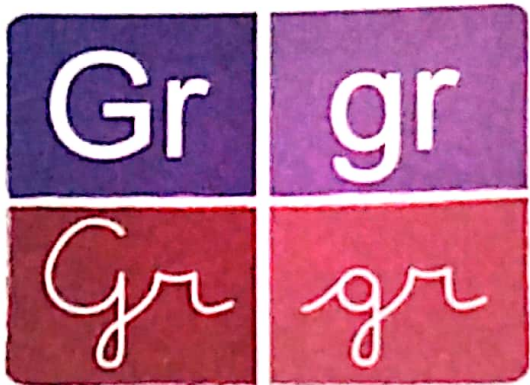
flotador


florero



2. Lee y dibuja.





 Pinta los dibujos según la sílaba que va en su nombre, de acuerdo a la clave de color.


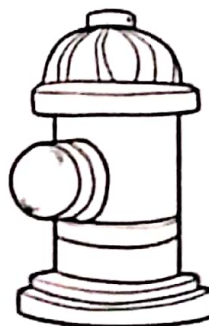
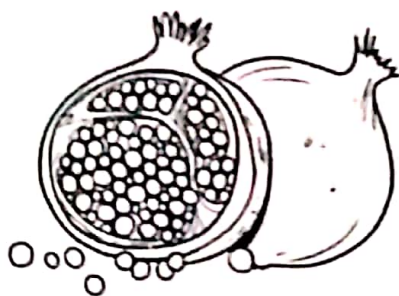
gra: 



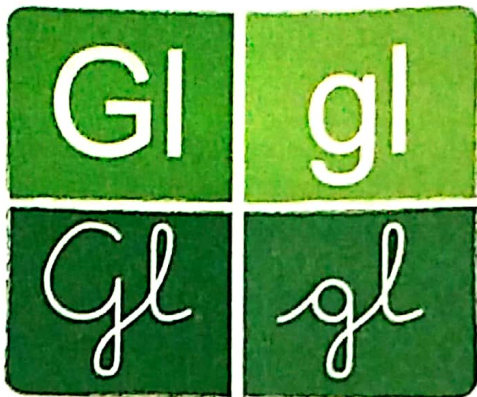
gre: 

gri: 

gro: 

gru: 





1. Ordena las sílabas y escribe las palabras.

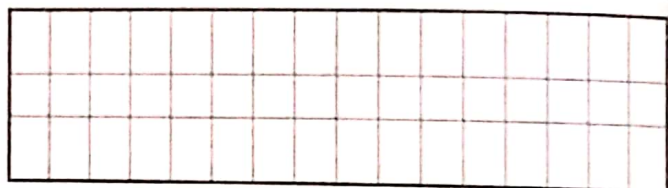
ria

Glo

gle

i

sia

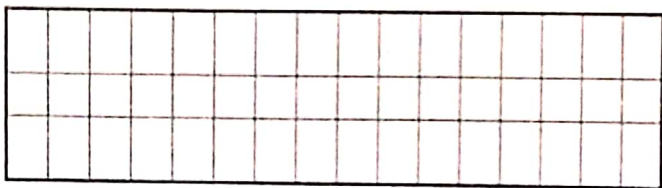


gla


re

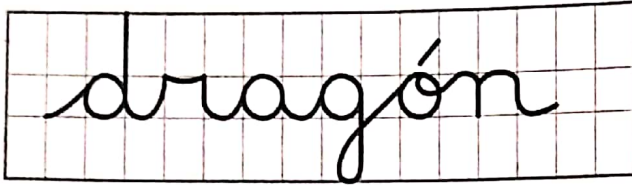


tón


glo



2. De las palabras de la actividad anterior, dibuja la que tiene tres sílabas.





 Encierra las letras que forman el nombre del dibujo. Fíjate en el ejemplo.

